



HOW/HRM STATS

ORGANIZATION OF HOPE
THE POWER OF HOPE COMMUNITY SERVICES
for THE PEOPLE by THE PEOPLE

As of: June 23

HOW MOBILE UNITS

27,434

PEOPLE &
ANIMAL
SERVICED

781

EMPLOYMENT

1,214

HOUSED

4,645

LAUNDRY

6,603

TOILETS

6,545

SHOWERS

33,797

RESOURCES

59,163

CLOTHING
DONATED

68,36

FOOD
DONATED
(POUNDS)

202K

FOOD
DONATED
(POUNDS)

15,88

HARM
REDUCTION
SERVICES

1,243

BEHAVIOR
HEALTH
SERVICES

494

WOUND
CARE

21,675

PEER
ENCOUNTERS

REFERRALS

21,485

BEHAVIOR
HEALTH
SERVICES
REFERRALS

1,294

HOUSING
REFERRALS

5,357

OVERDOSE
EDUCATION
REFERRALS

87

STI/STD
REFERRALS

58

REPRODUCTION
REFERRALS

51

WOUND CARE
REFERRALS

2,015

OTHER
REFERRALS

VOLUNTEER INFORMATION

31,83

VOLUNTEER
HRS

\$230k

VOLUNTEER
COST
SAVINGS (\$23)

\$993k

OOH
INVESTMENT

\$1094k

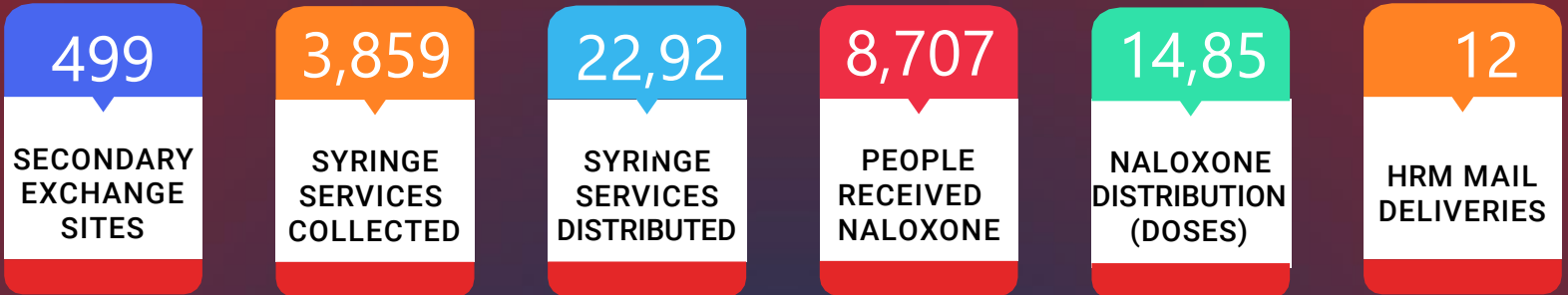
DONATIONS
RECEIVED

PROVIDING AUDACIOUS HOSPITALITY

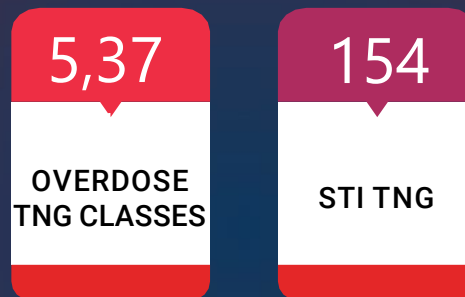


As of: June 23

NALOXONE SERVICES



TRAINING



DRUG TESTING



PROVIDING AUDACIOUS HOSPITALITY






As of: June 23

STI TESTING



VENDING MACHINE ENCOUNTERS



PROVIDING AUDACIOUS HOSPITALITY